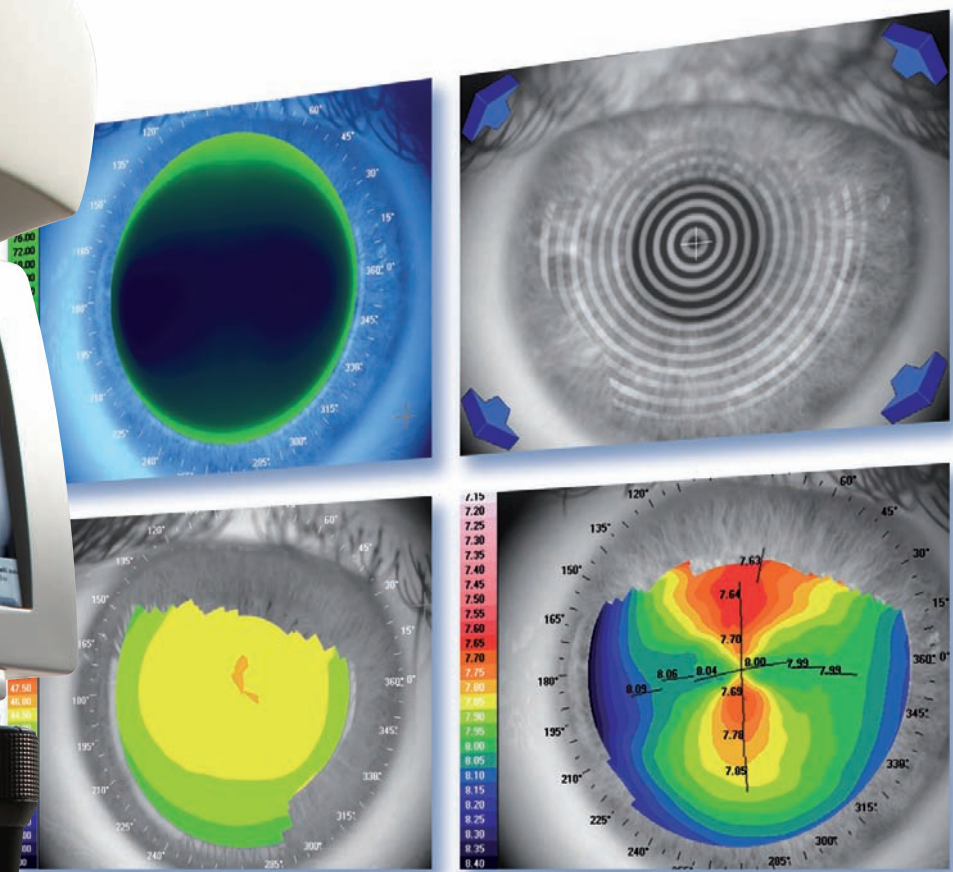
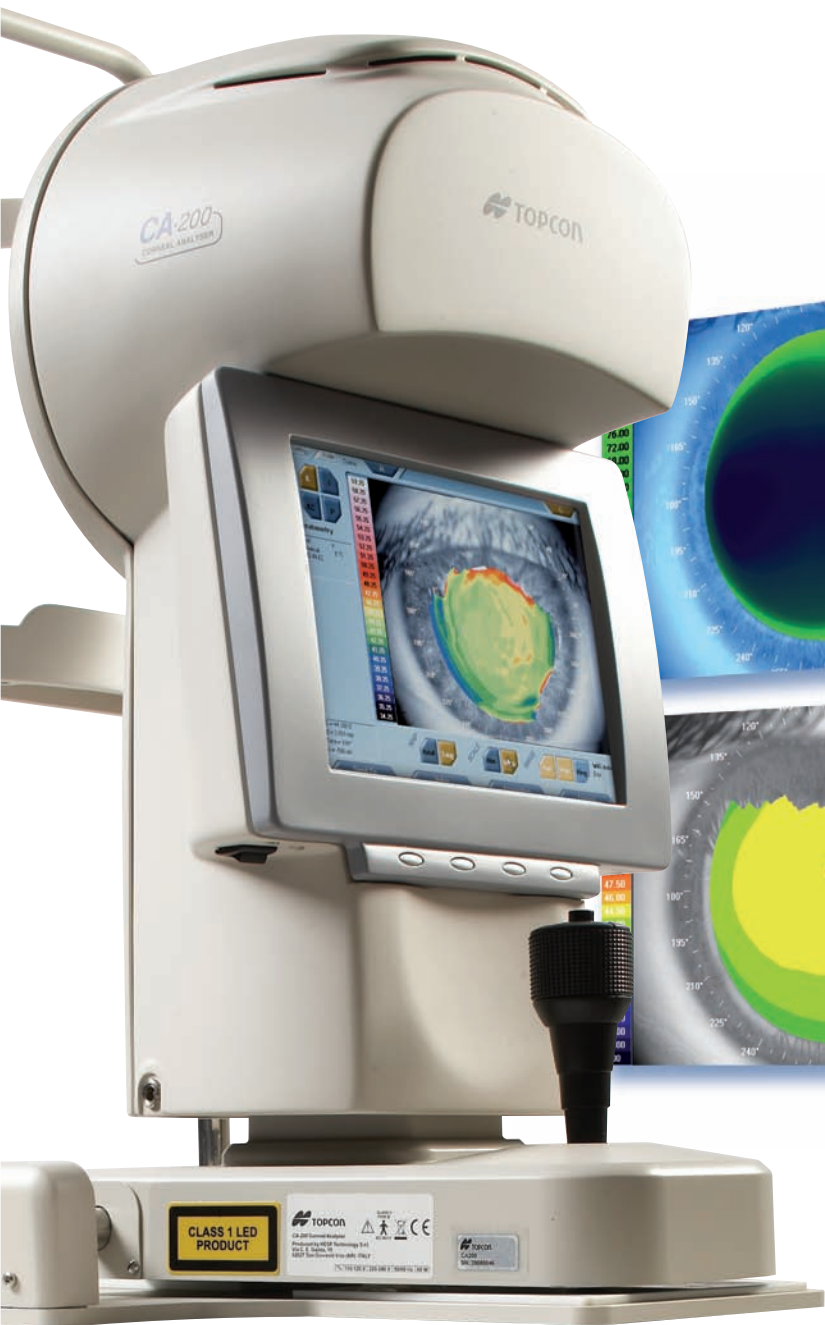


Corneal Topography CA-200



CA-200



The **Topcon CA-200** Corneal Topographer is an easy-to-use solution for the evaluation of the anterior corneal surface. In addition to elevation mapping, the CA-200 provides comprehensive software features, allowing for a complete analysis of the patient's cornea.



» What makes the Topcon CA-200 unique:

- » On-board PC for stand-alone operation
- » Integrated WiFi for wireless connectivity to PC or printer
- » Touch screen display for quick and simple operation
- » Automatic best image selection
- » Automated pupil recognition
- » Includes review software with contact lens fitting and Zernike analysis module

The Smart Corneal Topographer



» Stand-alone operation

The CA-200 includes a fully integrated PC, so no external PC is required.

» Built-in touch screen

The integrated 8" touch screen display provides for quick navigation through the software, image acquisition and analysis.

» WiFi-ready

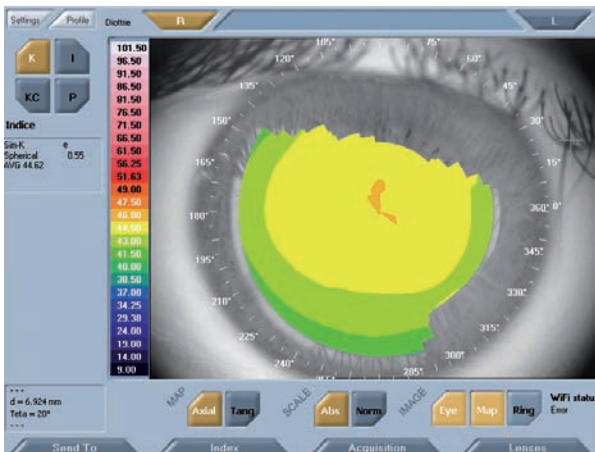
With the built-in WiFi module, the CA-200 can communicate wirelessly with a network, printer or external PC review station.

Complete Corneal Surface Analysis



» Precise corneal topography

The CA-200 is a placido-based topography system that delivers accurate, high resolution images of the anterior corneal surface. 24 rings measure over 10,000 data points resulting in an axial resolution of 3 microns.



» Automatic best image selection

In order to provide improved workflow, the CA-200 automatically selects the best focused image.



» Automatic pupil recognition

During every measurement, the CA-200 automatically registers the pupil diameter, which is critical information during contact lens fitting.

Software and Connectivity



» Connectivity

Using either the wireless or a direct network connection, the CA-200 can be integrated easily into a network.

» Software modules

The CA-200 includes a review software that can be installed on external PC's and provides modules for contact lens fitting and Zernike analysis.

Technical Specifications

» Technical Specifications

Keratoscope cone	24 rings equally spaced on a 43D sphere
Analyzed points	Over 100,000
Measured points	Over 10,000
Corneal coverage	From 0.3 (minimal diameter on a sphere of 43D) up to 10.5mm on a normal eye
Diopter power range	From 1D to over 120D
Resolution	+/- 0.01D, 1 micron
Accuracy/Precision	Axial radius $\pm 0.03\text{mm}$ altimetric data $\pm 2\mu\text{m}$ at 4mm
Capture system	Auto-capture
Output port	USB

» Environmental Conditions:

Working Environment:

Temperature	10-40°C
Relative humidity	30-75% (no dewing)
Atmospheric pressure	700-1060 hPa

Storage:

Temperature	10-40°C
Relative humidity	30-75% (no dewing)
Atmospheric pressure	700-1060 hPa

» Electric Specifications:

Power supply	AC 100-240V 47-63 Hz
Power consumption	<100 VA